

General Equipment Info

Year

Make

Cat

Model

D6 LGP

Hours

0

Serial Number

CAT000D6vrdc00694

Machine Options

Cab, Heat, A/C, 6-Way Blade, Winch

Address

City

Billings

Province/State

Montana

Inspector Name

Adam Dow

Date of Inspection

07-15-2024

Hour Meter - Idle Hours

Serial Number Plate

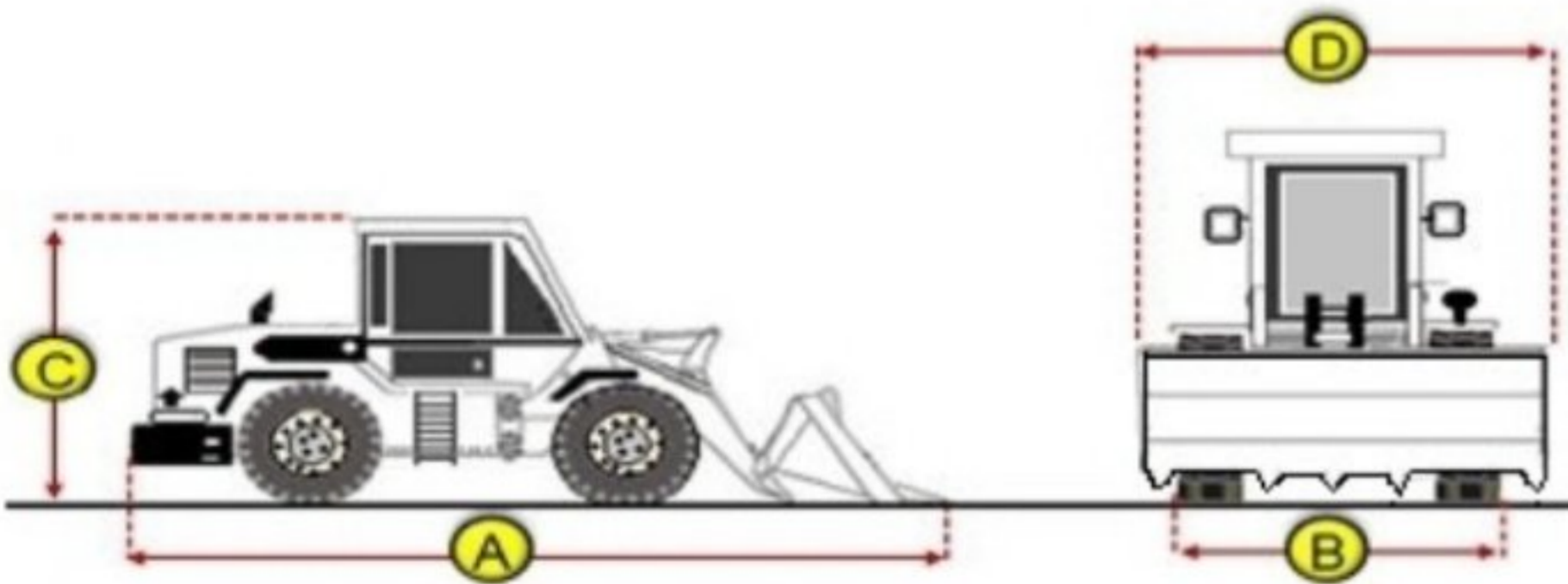


Hour Meter - SMU Hours



Dimensions

Measurement Guide



A. Length (ft and inches)

B. Width (ft and inches)

C. Height (ft and inches)

D. Shipping Width (ft and inches)

Operational Weight (lbs)

Exterior Condition

Coupler Style

Exterior Walkaround Photos

Coupler Brand

Coupler Width (Between bucket ears)

Stick Width (Between bucket ears)

Pin Size

Center to Center of Bucket Pins

Excavator Boom Length

Loader Bucket Pin Height

Width Between Bucket Ears

Top Pin Size

Bottom Pin Size


Center to Center of Coupler Pins



Coupler Photos

Hard Bar Photos

Close-up Exterior Photos





Chassis Photos



Undercarriage Condition

Undercarriage Type

Tracks

Tire Size

Tire Brand

Front Left Tire - Ratio Remaining

Rear Left Tire - Ratio Remaining

Front Right Tire - Ratio Remaining

Rear Right Tire - Ratio Remaining

Wheel and Tire Condition

Left Track - Ratio Remaining

N/A

Right Track - Ratio Remaining

N/A

Track Condition

Pad Width Instructions

Take photo of tape measure on pad/grousers

Front Left Tire - Photos

Rear Left Tire - Photos

Front Right Tire - Photos

Rear Right Tire - Photos

Left Track - Photos







Right Track - Photos



Pad Width Photo

Interior Condition

Interior Condition





Engine Condition

Engine Info

Gather general engine information if available (i.e., Make, Model, Cylinders, type, Horsepower).

Emissions Tier

Engine Serial Number

Unusual Noises (Upon Start-up, Idle, Shutdown)

Engine Exhaust Color

Engine Type (Make, Model, Cylinders, HP)

Blow-by (Visual Observation Check)

NA


Engine Smoke (Upon Start-up, Idle, Shutdown)

Engine Compartment Photos



Active Engine Codes

A/C Compressor



Engine Data Plate





EPA Label



Hydraulic System

Hydraulic Pumps / Motors Condition

Unable to test

Hydraulic Lines/Fittings Condition

Hydraulic Cylinder Photos

Unable to test
Hydraulic Cylinders Condition
Unable to test



Hydraulic System Photos



Hydraulic Leaks Photos

Drivetrain

Hydrostatic Transmission?

Yes

2 Speed?

Yes

Drive

Transmission Condition

Unable to test

Axle Condition

Unable to test

Parking Brake Function

Unable to test

Drivetrain Photos



Function Check

Hydraulic Operation

Service Brakes Operation

Electronics Operation

Forward / Reverse

Attachment Operation

Park Brake Operation

Attachments

Attachment Type

Attachment Make

Attachment Size / Specs

Attachment Serial Number

Attachment Photos

Attachment Serial Number Photo

Attachment Width Photo