

General Equipment Info

Year

Make

Cat

Model

335FLCR

Hours

4,595

Serial Number

CAT0335FTSGJ20698

Machine Options

Cab, Heat, A/C, Quick Coupler, Backup Camera, Cleanup Bucket, Aux. Hydraulics

Address

Nisku yard

City

Nisku

Province/State

AB

Inspector Name

Adam Dow

Date of Inspection

03-14-2024

Hour Meter - Idle Hours

Serial Number Plate

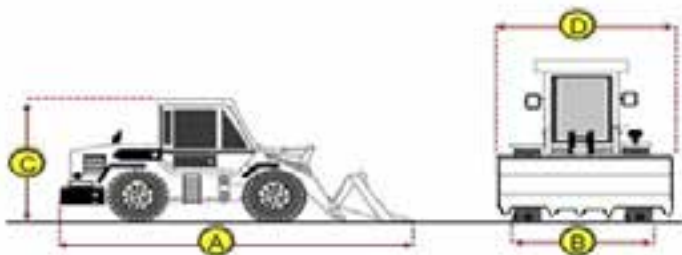


Hour Meter - SMU Hours



Dimensions

Measurement Guide



A. Length (ft and inches)

B. Width (ft and inches)

11' 4"

C. Height (ft and inches)

12' 4"

D. Shipping Width (ft and inches)

11' 4"

Operational Weight (lbs)

Exterior Condition

Coupler Style

Exterior Walkaround Photos

Coupler Brand

Cat

Coupler Width (Between bucket ears)

Stick Width (Between bucket ears)

Pin Size

Center to Center of Bucket Pins

Excavator Boom Length

Loader Bucket Pin Height

Width Between Bucket Ears

Top Pin Size

Bottom Pin Size

Center to Center of Coupler Pins



Coupler Photos



Hard Bar Photos

Close-up Exterior Photos





Chassis Photos





Undercarriage Condition

Undercarriage Type

Tracks

Tire Size

Tire Brand

Front Left Tire - Ratio Remaining

Rear Left Tire - Ratio Remaining

Front Right Tire - Ratio Remaining

Rear Right Tire - Ratio Remaining

Wheel and Tire Condition

Left Track - Ratio Remaining

70%

Right Track - Ratio Remaining

70%

Track Condition

Good condition, wear consistent with hours

Pad Width Instructions

Take photo of tape measure on pad/grousers

Front Left Tire - Photos

Rear Left Tire - Photos

Front Right Tire - Photos

Rear Right Tire - Photos

Left Track - Photos



Right Track - Photos



Pad Width Photo



Interior Condition

Interior Condition



Engine Condition

Engine Info

Gather general engine information if available (i.e., Make, Model, Cylinders, type, Horsepower).

Emissions Tier

Engine Compartment Photos

Engine Serial Number

Unusual Noises (Upon Start-up, Idle, Shutdown)

No

Engine Exhaust Color

Clear



Engine Type (Make, Model, Cylinders, HP)


Blow-by (Visual Observation Check)

No

Engine Smoke (Upon Start-up, Idle, Shutdown)

No





Active Engine Codes

A/C Compressor

Engine Data Plate



EPA Label

Hydraulic System

Hydraulic Pumps / Motors Condition

Hydraulic pumps & motors are dry and in good condition

Hydraulic Lines/Fittings Condition

Hydraulic Lines & Fittings are clean and in good condition

Hydraulic Cylinders Condition

Hydraulic cylinders are clean and in good condition

Hydraulic Cylinder Photos



Hydraulic System Photos



Hydraulic Leaks Photos

Drivetrain

Hydrostatic Transmission?

Yes

2 Speed?

Yes

Drive

Transmission Condition

Good forward and reverse function

Axle Condition

No leaks, unusual noises or vibrations

Parking Brake Function

Strong, holds machine

Drivetrain Photos



Function Check

Hydraulic Operation

N/A

Service Brakes Operation

N/A

Electronics Operation

N/A

Forward / Reverse

N/A

Attachment Operation

N/A

Park Brake Operation

N/A

Attachments

Attachment Type

Thumb

Attachment Make

Cat

Attachment Size / Specs

47"x 27"

Attachment Serial Number

?

Attachment Photos





Attachment Serial Number Photo

Attachment Width Photo

